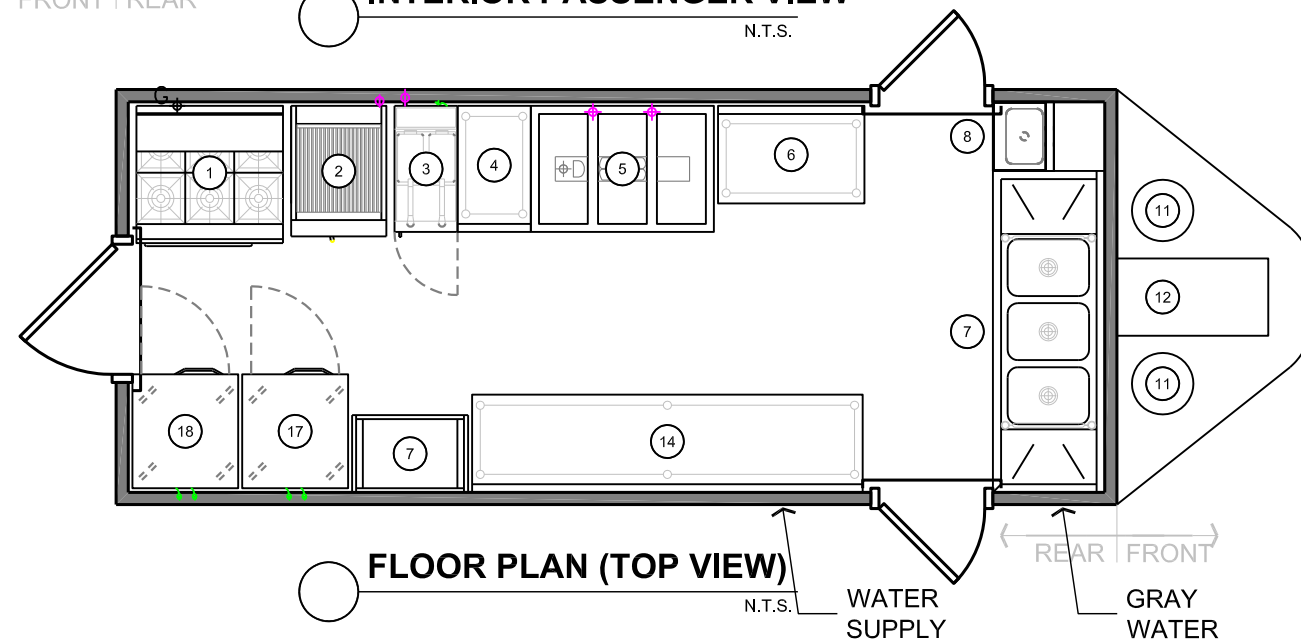
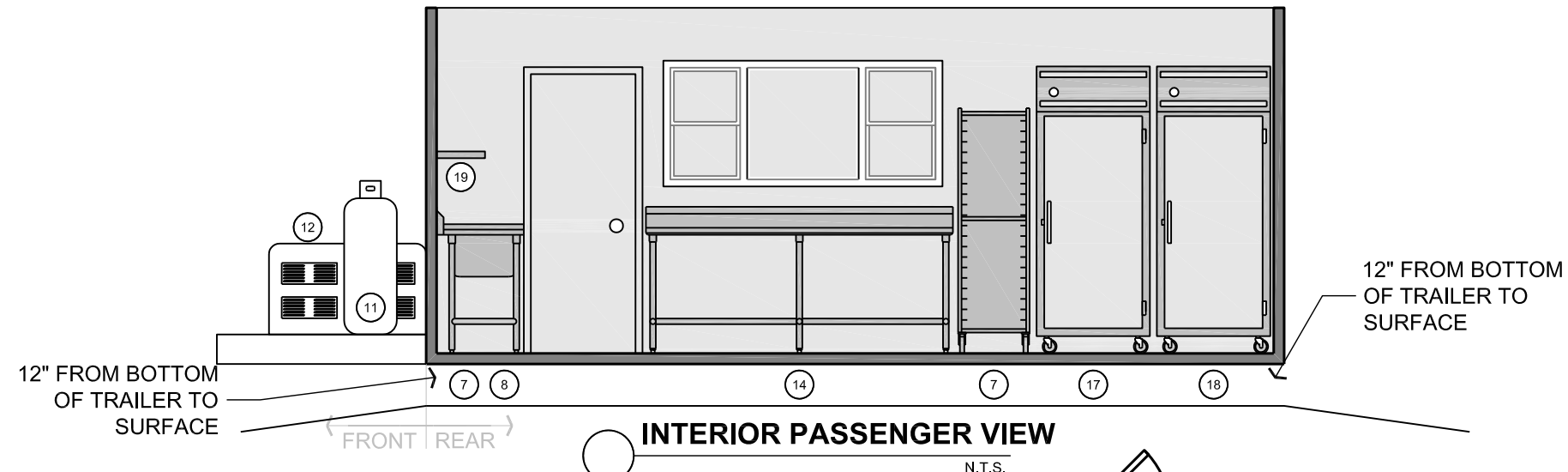
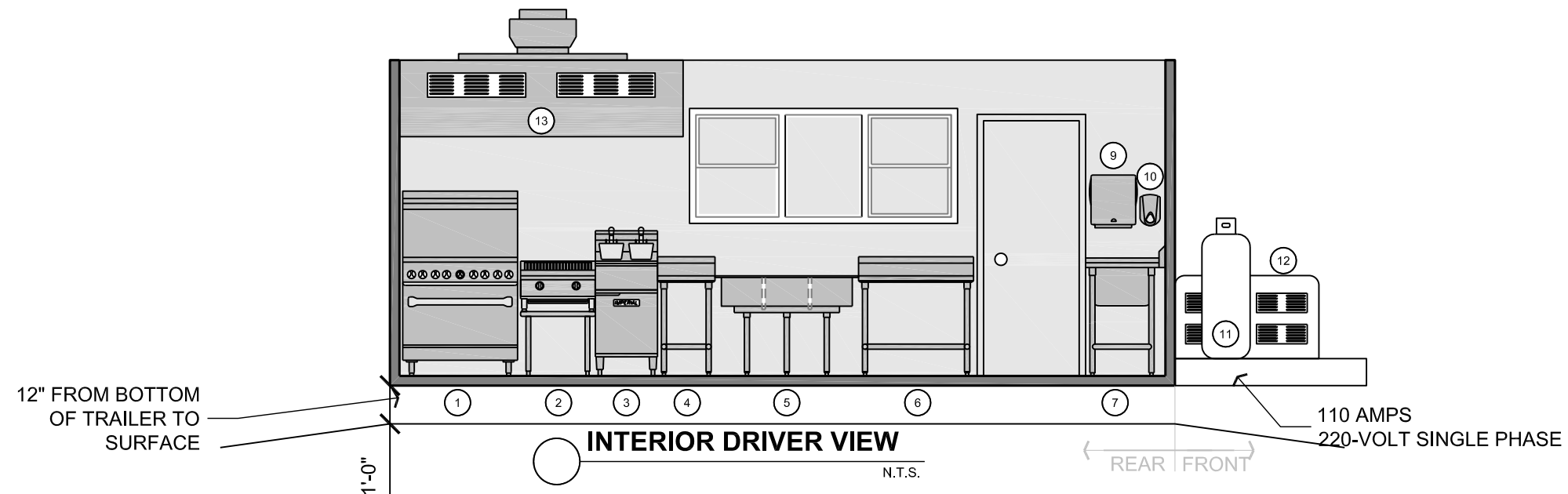


EQUIPMENT CALLOUTS

1. 6 BURNER RANGE
2. 24" CHAR-BROILER
3. 2 BAY DEEP FRYER
4. 18" STAINLESS STEEL PREP TABLE
5. 3-BAY STEAM WELLS
6. 36" STAINLESS STEEL PREP TABLE
7. 3 COMPARTMENT SINK WITH DRY/DIRTY LANDING TRAYS
8. WALL MOUNTED HAND SINK
9. PAPER TOWEL DISPENSER
10. HAND-SOAP DISPENSER
11. (2) 25 GALLON PROPANE TANKS
12. GAS POWERED GENERATOR
13. EXHAUST HOOD
14. 8'-0" STAINLESS STEEL PREP TABLE
15. 48" SANDWICH PREP TABLE
16. SPEED PAN RACK
17. REACH-IN FREEZER
18. REACH-IN COOLER
19. DISH DRAIN RACK
20. NOT SHOWN

- A. ELECTRIC BRAKES AND HEAVY-DUTY SUSPENSION.
 B. EXTRA 120v 220 AMP OUTLETS
 C. ALUMINUM WALLS AND ALUMINUM DIAMOND PLATE FLOOR
 D. FIRE SUPPRESSION SYSTEM
- UTILITY CONNECTIONS:
 A. ELECTRICAL: 100 AMPS, 220-VOLT SINGLE PHASE
 B. SUPPLY WATER: STANDARD HOSE BIB CONNECTION
 C. GRAY WATER: STANDARD RV STYLE HOSE CONNECTION
 D. PROPANE GAS: APPROX. 750,000 BTU OF CONNECTED EQUIPMENT.



| | |
|----------------------------------|--------|
| 20'-0" COMMERCIAL KITCHEN | |
| JOB NAME | KT-20A |
| ADDRESS | |
| CALIFORNIA MOBILE KITCHEN | |

